

Flat Knurled Thumb Screws • DIN 653

EH 24770.



Product Description

Knurled thumb screws are very versatile. Three material versions for the different requirements

- steel, blackened
- steel, zinc-plated by galvanization
- stainless steel

are available.

Knurled thumb screws can be easily tightened and released by hand. The ribbed outer surface of the nut prevents slipping when tightening / releasing with the fingers.

The thread is manufactured up to the head and with runout without undercut at the end of the thread (DIN designation A). The screws can therefore not be screwed in up to the head.

Material

- Steel, blackened, quality 5.8
- Steel, zinc-plated by galvanization, quality 5.8
- Stainless steel 1.4305, dull blasted

More information

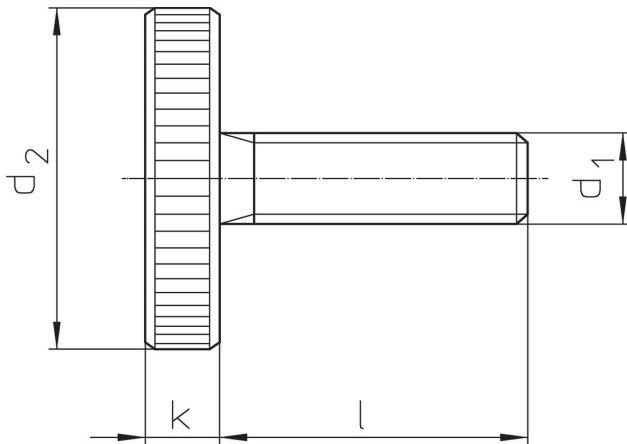
Notes

Knurling pitch and knurling depth may differ from DIN.

Further products


- High Knurled Thumb Screws, DIN 464


Drawing



Order information

d ₁	Dimensions			k	[g]	Art. No.
	l	d ₂	[mm]			
Steel, blackened, quality 5.8						
M 3	6	12		2.5	2.3	24770.0072
M 3	8	12		2.5	2.4	24770.0073
M 3	10	12		2.5	2.5	24770.0074
M 3	16	12		2.5	2.7	24770.0077
M 3	20	12		2.5	2.9	24770.0079
M 4	8	16		3.5	5.6	24770.0092
M 4	10	16		3.5	5.7	24770.0093
M 4	12	16		3.5	6.1	24770.0094
M 4	16	16		3.5	6.2	24770.0096
M 4	20	16		3.5	6.6	24770.0098
M 4	25	16		3.5	7.1	24770.0100
M 5	10	20		4.0	10.0	24770.0112
M 5	12	20		4.0	11.0	24770.0113
M 5	16	20		4.0	12.0	24770.0115
M 5	20	20		4.0	12.0	24770.0117
M 5	25	20		4.0	12.0	24770.0119
M 5	30	20		4.0	13.0	24770.0121
M 6	12	24		5.0	18.0	24770.0132

d ₁	Dimensions			k	 [g]	Art. No.
	l	[mm]				
M 6	16		24	5.0	20.0	24770.0134
M 6	20		24	5.0	21.0	24770.0136
M 6	25		24	5.0	21.0	24770.0138
M 6	30		24	5.0	22.0	24770.0140
M 6	40		24	5.0	23.0	24770.0142
M 8	16		30	6.0	36.0	24770.0152
M 8	20		30	6.0	37.0	24770.0154
M 8	25		30	6.0	39.0	24770.0156
M 8	30		30	6.0	40.0	24770.0158
M 8	35		30	6.0	42.0	24770.0160
M 8	40		30	6.0	44.0	24770.0161
M10	20		36	8.0	71.0	24770.0172
M10	25		36	8.0	72.0	24770.0174
M10	30		36	8.0	76.0	24770.0176
M10	35		36	8.0	78.0	24770.0178
M10	40		36	8.0	80.0	24770.0180
Steel, zinc-plated by galvanization						
M 3	6		12	2.5	2.0	24770.0472
M 3	8		12	2.5	2.0	24770.0473
M 3	10		12	2.5	3.0	24770.0474
M 3	16		12	2.5	3.0	24770.0477
M 3	20		12	2.5	3.0	24770.0479
M 4	8		16	3.5	6.0	24770.0492
M 4	10		16	3.5	6.0	24770.0493
M 4	12		16	3.5	6.0	24770.0494
M 4	16		16	3.5	7.0	24770.0496
M 4	20		16	3.5	7.0	24770.0498
M 4	25		16	3.5	7.0	24770.0500
M 5	10		20	4.0	10.0	24770.0512
M 5	12		20	4.0	11.0	24770.0513
M 5	16		20	4.0	12.0	24770.0515
M 5	20		20	4.0	12.0	24770.0517
M 5	25		20	4.0	14.0	24770.0519
M 5	30		20	4.0	13.0	24770.0521
M 6	12		24	5.0	19.0	24770.0532
M 6	16		24	5.0	19.0	24770.0534
M 6	20		24	5.0	20.0	24770.0536
M 6	25		24	5.0	20.0	24770.0538
M 6	30		24	5.0	20.0	24770.0540
M 6	40		24	5.0	23.0	24770.0542
M 8	16		30	6.0	35.0	24770.0552
M 8	20		30	6.0	38.0	24770.0554
M 8	25		30	6.0	35.0	24770.0556
M 8	30		30	6.0	35.0	24770.0558
M 8	35		30	6.0	43.0	24770.0560
M 8	40		30	6.0	40.0	24770.0561
M10	20		36	8.0	72.0	24770.0572
M10	25		36	8.0	74.0	24770.0574
M10	30		36	8.0	76.0	24770.0576
M10	35		36	8.0	76.0	24770.0578
M10	40		36	8.0	80.0	24770.0580
Stainless steel 1.4305						
M 4	8		16	3.5	5.6	24770.0292
M 4	10		16	3.5	5.7	24770.0293
M 4	12		16	3.5	6.1	24770.0294
M 4	16		16	3.5	6.2	24770.0296
M 5	10		20	4.0	10.0	24770.0312
M 5	12		20	4.0	11.0	24770.0313
M 5	16		20	4.0	12.0	24770.0315
M 5	20		20	4.0	12.0	24770.0317
M 6	12		24	5.0	18.0	24770.0332
M 6	16		24	5.0	20.0	24770.0334

d ₁	Dimensions			 [g]	Art. No.
	l [mm]	d ₂	k		
M 6	20	24	5.0	21.0	24770.0336
M 6	25	24	5.0	21.0	24770.0338
M 8	16	30	6.0	36.0	24770.0352
M 8	20	30	6.0	37.0	24770.0354
M 8	25	30	6.0	39.0	24770.0356
M 8	30	30	6.0	40.0	24770.0358
M10	20	36	8.0	71.0	24770.0372
M10	25	36	8.0	72.0	24770.0374
M10	30	36	8.0	76.0	24770.0376
M10	40	36	8.0	80.0	24770.0380

Compliance

For detailed compliance information please select the desired article number.